

Tribute® Retaining Wall System

Manufactured in the USA By



Silvertone – Rustic

Our Tribute® Retaining Wall System features solid blocks with multiple pin grooves on the top surface that allow a combination of retaining and freestanding wall options. Each unit can be efficiently split in half in the field to construct pillars or other wall accents; a perfect finishing touch to any project.

Available in the following colors and textures:

Rustic

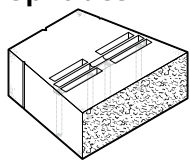


The color photos shown were prepared with careful attention to accuracy. However, colors shown may vary from actual hues and should only be used as a guide. Refer to actual product samples for final color selection. Because concrete units are manufactured with high quality, naturally-mined aggregates and materials, variations in color or shading should be expected in products that are manufactured at different times and in units having different shapes. This color or shading variation is acceptable in the industry.

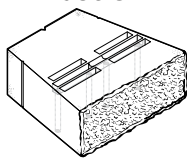
Tribute® Retaining Wall System



Splitface

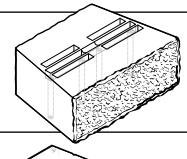
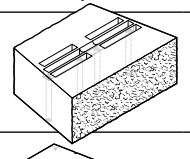


Rustic

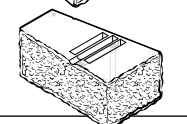
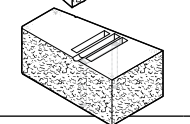


**D x H x L (Nominal Size)
Inches • Millimeters**

12 x 6 x 16 • 305 x 152 x 406
SRW*



10 x 6 x 16 • 254 x 152 x 406
FSW*



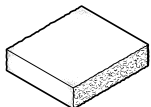
12 x 6 x 8 • 305 x 152 x 203
Corner

SF/ Unit	Units/ Pallet	Lbs/ Unit	Lbs/ Pallet
.67	36	73	2675
.67	36	63	2313
Face - .33 Return - .5 Total Unit - .83	72	37	2675

* SRW (Segmental Retaining Wall Unit)
* FSW (Free Standing Wall Unit)

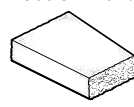
• Calculate the number of Tribute full units needed: SF x 1.5

Wall Caps – Straight and Tapered Wall Caps are available in both Splitface and Rustic finish.



(Split on
1 side)

Straight – 12 x 3⁵/₈ x 15¹/₂
(305 x 92 x 394)



(Split on
2 sides)

Tapered – 12³/₄ x 3⁵/₈ x 7⁷/₈ - 9³/₈
(324 x 92 x 200-238)

