



— LANDSCAPE SUPPLY —

IF YOU DREAM IT- WE WILL HELP YOU BUILD IT!

# 2024 RETAIL PRICE CATALOG



We have many products in stock and specialty products available upon request. Let us help you find the perfect products.

Your local supplier of:

- Natural Stone
- Retaining Wall Block
- Paver Material
- Sod
- Mulch
- Edging
- Dirt
- Landscape Supplies

***Delivery is available! Schedule in advance.***

## MYP LANDSCAPE SUPPLY, LLC

9591 60TH ST N.  
LAKE ELMO, MN 55042

Phone: 651-706-0695  
E-mail: [info@mylandscapesupply.com](mailto:info@mylandscapesupply.com)  
Website: [www.mylandscapesupply.com](http://www.mylandscapesupply.com)

**\*\*PRICES ARE SUBJECT TO CHANGE\*\***

**\*\*AVAILABILITY / IN-STOCK NOT GUARANTEED\*\***

**\*\*ITEMS WITH \* ARE SPECIAL ORDER\*\***

# **YOUR LOCAL LANDSCAPE SUPPLY STORE**



---

**THERE IS NO JOB TOO BIG OR TOO SMALL,  
WE DELIVER ALL!**

MYP Landscape Supply, LLC is proud to offer delivery seven days a week when placed in advance. We take pride in fast, friendly service. Call today to receive a delivery quote!

**WE CAN HELP YOU!!**

Our staff has over 20 years of experience in the landscape industry helping both DIY customers and Contractors create stunning and long lasting projects. Let us help you with some tips and tricks as well as troubleshooting any issues you may have with your site or project. MYP can even help direct you to a professional installer if you would like someone to take over for you. Ask us, we are here for YOU!

**ASK ABOUT OUR SPECIALS!**

Do you have a unique project? Or maybe you're deciding to finally do something about that eyesore of a walkway. This is your resource for any project with a minimal budget. There are a variety of products and color options to choose from. Ask an associate today!

<b>LANDSCAPE ROCK ( * = NOT STOCK ITEM)</b>			
CLASS 5	\$41.99 / cy	3/4" BRYAN RED	\$81.99 / cy
SAND	\$35.99 / cy	1-1/2" BRYAN RED	\$81.99 / cy
3/4" KEYSTONE	\$72.99 / cy	3/4" GRAY TRAP	\$132.99 / cy
1-1/2" KEYSTONE	\$72.99 / cy	1-1/2" GRAY TRAP	\$132.99 / cy
3"-18" LIMESTONE RIP-RAP	\$84.99 / cy	2-1/2" GRAY TRAP	\$132.99 / cy
DRIVEWAY MIX	\$80.99 / cy	* GRAY TRAP 6"-8"	\$111.00 / cy
1-1/2" RIVER ROCK	\$84.99 / cy	1-1/2" ST. CLOUD GRANITE	\$96.99 / cy
2-1/2" RIVER ROCK	\$84.99 / cy	RECYCLED CONCRETE OR CLASS 5	\$31.99 / cy
2"-6" GABION ROCK	\$96.99 / cy	* RECYCLED ROCK	\$7.99 / cy

<b>BOULDERS ( * = NOT STOCK ITEM)</b>		<b>BULK MULCH ( * = NOT STOCK ITEM)</b>	
FIELDSTONE BOULDERS	\$124.99 / ton	BROWN COLORED	\$35.99 / cy
GRAY TRAP BOULDERS	\$159.99 / ton	RED COLORED	\$35.99 / cy
* LIMESTONE BOULDERS	\$85.99 / ton	BLACK COLORED MULCH	\$35.99 / cy
* GITCHI GUMMI (BASALT) BOULDERS	\$139.99 / ton	WESTERN RED CEDAR	\$99.99 / cy
* SPECIALTY BOULDERS UPON REQUEST	Price / ton	DOUBLE SHREDDED HARDWOOD	\$24.99 / cy
		* BLONDE MULCH	\$24.99 / cy
		* MYP GARDEN MULCH	\$24.99 / cy

<b>DIRT &amp; COMPOST</b>		<b>PRODUCT COMPOSITIONS</b>	
SCREENED BLACK DIRT	\$17.99 / cy	30% DIRT- 30% COMPOST- 30% SAND- 10%	
PLANTING/TOPSOIL	\$17.99 / cy	PERFECT FOR VEGETABLE GARDENS!	
SCREENED COMPOST	\$25.99 / cy	PERFECT FOR VEGETABLE GARDENS!	
MYP GARDEN MIX	\$24.99 / cy	70% DIRT- 20% COMPOST- 10% SAND	
* CUSTOM SOIL BLENDS	Price Quote / cy	**WE WILL QUOTE A PER CY PRICE FOR CUSTOM MIXES	

<b>NATURAL STONE- FLAGSTONE / STEPPERS / WALLSTONE / EDGERS</b>			
CHILTON STEPPERS	\$570.99 / ton	CHILTON FLAGSTONE	\$775.99 / ton
APPLE CREEK STEPPERS	\$579.99 / ton	IRON MOUNTAIN FLAGSTONE	\$749.00 / ton
BOULDER STEPPERS	\$949.99 / ton	YUKON GOLD FLAGSTONE	\$819.99 / ton
IRON MOUNTAIN STEPPERS	\$699.99 / ton	GRAY SHADOW FLAGSTONE	\$849.99 / ton
STERLING STEPPERS	\$589.99 / ton	CREAM FLAGSTONE	\$949.99 / ton
YUKON GOLD STEPPERS	\$589.99 / ton	DAYBREAK FLAGSTONE	\$799.99 / ton
CREAM STEPPERS	\$799.99 / ton	NY BLUESTONE - BLUE	\$799.99 / ton
DAYBREAK STEPPERS	\$614.99 / ton	NY BLUESTONE - FULL RANGE	\$699.99 / ton
		TUMBLED IRREGULAR BLUESTONE	\$584.99 / ton
<b>NATURAL STONE STEPS</b>		CHILTON EDGERS (4")	\$579.99 / ton
36" CHILTON STEPS	\$299.99 / ea	SAINT CROIX BUFF EDGERS	\$485.00 / ton
48" CHILTON STEPS	\$399.99 / ea	CHILTON WALLSTONE (8")	\$429.99 / ton
BOULDER STEPS 3'-4'	\$329.99 / ea	6"-10"W IRON MOUNTAIN WALLSTONE	\$599.99 / ton
BOULDER STEPS 4'-5'	\$379.99 / ea	6"-10" YUKON GOLD WALLSTONE	\$569.99 / ton
IRON MOUNTAIN STEPS	\$425.00 / ton	6"-10" DAYBREAK WALLSTONE	\$619.99 / ton
<b>*OTHER STEP OPTIONS AVAILABLE / ASK US!</b>			

**SEE A STORE ASSOCIATE FOR OPTIONS ON CUSTOM STONE ORDERS & DISCOUNTED STONE!**

<b>MISC ITEMS</b>			
TESSMAN GRASS SEED : ATHLETIC PRO	\$233.99 / bag	SOD : 12SF PER ROLL	\$6.00 / roll
TESSMAN GRASS SEED : FAST & FULL ©	\$225.99 / bag		

- MYP does not keep sod on site to ensure highest quality. Please speak with our yard staff to place a pickup or delivery order



## Retaining Wall Block

### TRIBUTE RETAINING WALL®

The Tribute® Retaining Wall System offers earthy textures and rich color blends found in natural stone. Crafted of high strength concrete, Tribute units combine structural integrity, dimensional consistency and lasting performance for outdoor hardscapes.

Weight: 73 lbs

Size: 6" High, 16" Wide, 12" Deep

Face Area: .67 sf

Colors: Buff, Canyon Brown, Graphite Gray,  
October Oak, Silvertone, Swiss  
Mocha, Timeless, Vision

Pins Needed:

2 per block \$.75 / ea

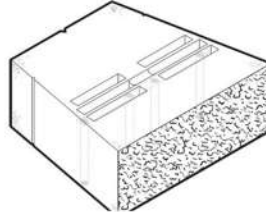
**\*\*Add \$3 per block for Timeless, Buff  
& Vision colors\*\***

**Standard Unit**

\$7.99 / ea

**Rustic Unit**

\$5.99 / ea



### COUNTY MATERIALS 3" WALL CAP®

Add the finishing touch with County's NEW Tapered Universal Wall Cap. Versatile for both straight or curved walls with a splitface on the front and back. It pairs well with Tribute and Winston retaining wall block.

Weight: 51 lbs

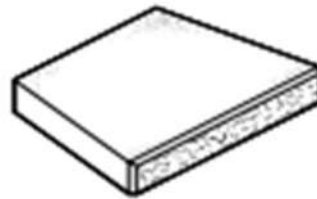
Size: 3" High, 18 - 14-1/4" Wide, 13-5/8"  
Deep

Colors: Buff, Canyon Brown, Graphite Gray,  
October Oak, Silvertone, Swiss Mocha,  
Timeless, Vision

**\*\*Add \$2 per cap for Timeless, Buff &  
Vision colors\*\***

**Universal Wall Cap**

\$8.99 / ea



### TRIBUTE CORNER UNIT®

The Tribute® Retaining Wall System offers earthy textures and rich color blends found in natural stone. Crafted of high strength concrete, Tribute units combine structural integrity, dimensional consistency and lasting performance for outdoor hardscapes.

Weight: 37 lbs

Size: 6" High, 8" Wide, 12" Deep

Face Area: n/a

Colors: Buff, Canyon Brown, Graphite Gray,  
October Oak, Silvertone, Swiss  
Mocha, Timeless, Vision

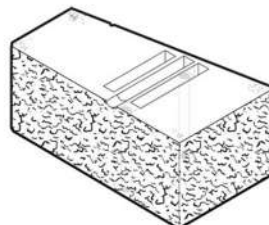
**\*\*Add \$1.50 per block for Timeless,  
Buff & Vision colors\*\***

**Standard Unit**

\$4.99 / ea

**Rustic Unit**

\$5.99 / ea

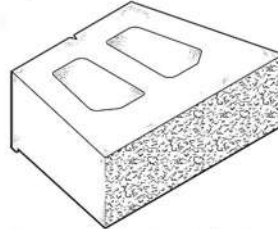


### WINSTON RETAINING WALL : STRAIGHT©


Add depth and texture with the Winston® concrete retaining wall system. Each Winston Retaining Wall unit features a pair of full cores making these lightweight and easy to handle.

Weight: 64 lbs  
Size: 6" High, 17-1/2" Wide, 12" Deep  
Face Area: .67 sf  
Colors: Gray, Brown, Canyon Brown, Silvertone, October Oak

**Standard Unit**  
\$6.99 / ea  
**Corner Unit**  
\$3.99 / ea



Winston Unit Straight Face ©

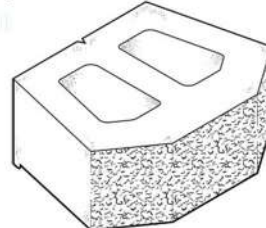


### WINSTON RETAINING WALL : TRI-SPLIT©

Winston tri-split option adds depth to any wall. Tri-split units weigh just 60 pounds, and Winston has a bottom lip for a 3/4-inch setback and secure stacking.

Weight: 60 lbs  
Size: 6" High, 17-1/2" Wide, 12" Deep  
Face Area: .67 sf  
Colors: Gray, Brown, Canyon Brown, Silvertone, October Oak

**Standard Unit**  
\$6.99 / ea  
**Corner Unit**  
\$3.99 / ea



Winston Unit Tri-Split ©

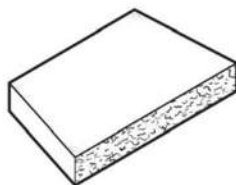


### COUNTY CUB WALL©

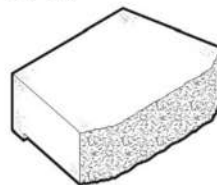
Lightweight County Cub® units and their corresponding Cub Tapered Cap® are quick and easy to install. Ideal for low walls as well as subtle transitions and landscape accents, this block is sure to please. County Cub garden walls offer a natural stone appearance with their earthy colors.

Face Area: .30 sf  
Colors: Brown, Canyon Brown, Desert Vista, Gray, Hickory Blend, Rio Grande, Silvertone

**Cub Wall Block**  
\$2.99 / ea  
**Cub Tapered Cap**  
\$2.49 / ea



Size: 2" High, 13-3/8" Wide, 8" Deep



Size: 3-5/8" High, 12" Wide, 8" Deep





### LANDSCAPE STEP UNITS©

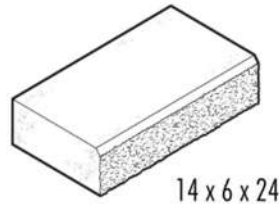
Solid concrete step unit features a split face and decorative beveled front edge to complement any hardscape setting. Its smooth stepping surface provides sure footing every time. It can be cut to fit any size or angle, so it fits well with any of County Materials' pavers or retaining-wall products.

Weight: 164 lbs

Size: 6" High, 24" Wide, 14" Deep

Colors: Charcoal, Dark Brown, Gray, Sandstone

**Landscape Step Unit**  
\$29.99 / ea



### PASSAGEWAYS STEP UNITS©

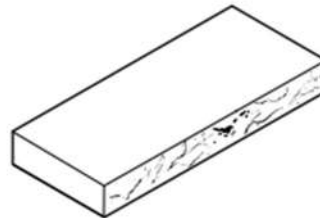
This NEW step unit from County Materials has the character and functionality for any outdoor living area. It has a natural textured face and tread to ensure safe footing.

Weight: 474 lbs

Size: 6" High, 48" Wide, 20" Deep

Colors: Dream, Reflection, Reunion and Vision

**Passageways Step Unit**  
\$199.99 / ea



### OVERSIZE LANDSCAPE STEP UNITS©

Oversize Landscape Step Units create a striking visual impact when used for a variety of applications, including traditional or free-flowing staircases, landings, water features, walls or accents. Their stone-textured top surface and front face compliments rustic to sophisticated landscaping projects of all sizes.

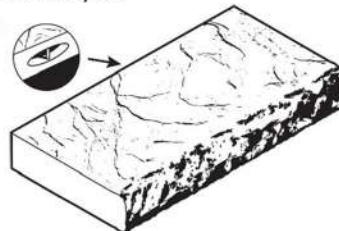
Weight: 760 lbs

Size: 6-1/4" High, 48" Wide, 25" Deep

Face Area: 2 sf

Colors: Gray, Camel

**Oversize LS Step Unit**  
\$149.99 / ea



Oversize Landscape Step Unit



## VERSA-LOK STANDARD UNIT©

Our original, most popular unit, the Standard unit is the backbone of VERSA-LOK retaining wall systems. The unit's solid construction and unique pinning system provide an endless array of design options, durability and easy installations.

Weight: 82 lbs

Size: 6" High, 16" Wide, 12" Deep

Face Area: .66 sf

Colors: Granite Gray, Prairie Tan, Chestnut Blend, Bronze Blend, Harvest Blend, Lakeshore Blend, Rose Creek Blend, Charcoal Blend

**Gray/Tan Unit**

\$7.25 / ea

**Blended**

\$8.25 / ea

**Weathered**

\$9.65 / ea

Pins Needed:

2 per block \$.30 / ea



## VERSA-LOK COBBLE UNIT©

About half the size of the VERSA-LOK Standard wall block, Cobble units are perfect for planters, small walls and countless garden-variety projects. Smaller and conveniently lighter than its big brother Standard unit, they save time and installation costs.

Weight: 38 lbs

Size: 6" High, 8" Wide, 12" Deep

Face Area: .33 sf

Colors: Granite Gray, Prairie Tan, Chestnut Blend, Bronze Blend, Harvest Blend, Lakeshore Blend, Rose Creek Blend, Charcoal Blend

**Gray/Tan Unit**

\$4.55 / ea

**Blended**

\$4.55 / ea

**Weathered**

\$5.80 / ea

Pins Needed:

2 per block \$.30 / ea



Cobble Unit



Weathered Cobble Unit



## VERSA-LOK ACCENT UNIT©

At 36 pounds, Accent is VERSA-LOK's lightest and most maneuverable unit. Like the Cobble system, Accents's pinning configuration permits construction of either setback or near-vertical walls. It also can be used to form curves with a tighter radius.

Weight: 36 lbs

Size: 4" High, 12" Wide, 12" Deep

Face Area: .33 sf

Colors: Granite Gray, Prairie Tan, Chestnut Blend, Bronze Blend, Harvest Blend, Lakeshore Blend, Rose Creek Blend, Charcoal Blend

**Gray/Tan Unit**

\$4.55 / ea

**Blended**

\$4.55 / ea

**Weathered**

\$5.80 / ea

Pins Needed:

2 per block \$.30 / ea



Accent Unit



Weathered Accent Unit





## VERSA-LOK CAP UNITS©

Cap units can put the finishing touch on your VERSA-LOK retaining wall. They're available in two styles—A and B—and are 3-5/8" tall by 14" wide (at the face). Caps can be used with all types of designs. For straight walls, use both caps alternately.

Weight: 45 lbs

Size: High, 3-5/8" Wide, 12" Deep

Face Area: 14" wide

Colors: Prairie Tan, Granite Gray



Cap Unit - A

**Gray/Tan Unit**

\$6.25 / ea

**Blended**

\$7.15 / ea

**Weathered**

\$8.80 / ea



Weathered Cap Unit - B



## VERSA-LOK LEDGESTONE©

Willow Creek Ledgestone walls are built with 4" x 8" x 12" Weathered units dry-stacked on a standard 6-inch leveling pad of compacted crushed-rock base material. Units are secured using concrete adhesive. Neither frost footings nor mortar are required.

Weight: 29 lbs

Size: 4" High, 12" Wide, 8" Deep

Face Area: 144 sq in

Colors: Chestnut Blend, Bronze Blend, Harvest Blend, Lakeshore Blend, Rose Creek Blend, Charcoal Blend, Black



Ledgestone Unit

**Standard Unit**

\$3.95 / ea

**Tapered**

\$2.99 / ea



Ledgestone Tapered





Paving stones

**COUNTY MATERIALS ELEMENTS 4X8©**

The Elements Series has some of the most versatile pavers on the market. Crafted with advanced technology, Elements Paving Stones™ will provide the utmost in beauty and durability to your project.

Size: 2-3/4" Thick

Colors: Allure, Beckon, Enlighten, Majestic, Reflection, Serenity, Timeless, Vision

**Elements 4x8**  
\$5.99 / sf



**COUNTY MATERIALS DISCOVER & GRAND DISCOVER©**

One of County Materials distinctive New Products Series: Discover and Discover Grand Pavers. This product is all about the details, having a modern appeal that will make you stop and take notice. Images for these new products are still in development.

Size: 2-3/4" Thick

Colors: Allure, Elighten, Exalt, Intention, Majestic, Reflection, Serenity, Timeless

**Discover & Grand Discover**  
\$7.99 / sf



**COUNTY MATERIALS VANTAGE & GRAND VANTAGE©**

New Product! With a striking surface texture, the Vantage Paver Series will leave a lasting impression. Mix and match these pavers to create a simple, yet unique patio surface. Images for these new products are still in development stages.

Size: 2-3/4" Thick

Colors: Allure, Beckon (4x8 only), Enlighten, Exalt, Intention, Majestic, Reflection, Timeless

**Vantage & Grand Vantage**  
\$7.99 / sf




Paving stones

**COUNTY MATERIALS ESSENCE WOOD GRAIN PLANK©**

Essence™ Wood Grain Plank Pavers offer the unmatched durability of concrete with authentic looking grain and textures found in weathered wood, but without the maintenance requirements of typical wood products.

Size: 3-1/8" Thick  
Colors: Pride, Timeless

**Essence Wood Grain Plank**  
\$8.75 / sf



**COUNTY MATERIALS INFLUENCE SMOOTH©**

Influence Pavers feature crisp edges and a clean linear feel. Their five plank-style shapes minimize joint lines and lend themselves to invent interesting patterns using different color and texture combinations.

Size: 3-1/8" Thick  
Colors: Vision, Exalt, Majestic

**Influence Smooth Plank**  
\$8.99 /



**COUNTY MATERIALS INFLUENCE SHOT BLAST©**

Influence Pavers feature crisp edges and a clean linear feel. Their five plank-style shapes minimize joint lines and lend themselves to invent interesting patterns using different color and texture combinations.

Size: 3-1/8" Thick  
Colors: Vision

**Influence Shotblast Plank**  
\$9.99 /





### COUNTY MATERIALS COUNTY CREST BULLNOSE®

Crest Bullnose Pavers™ are manufactured with a smooth rounded decorative front edge that adds an elegant finish to any landscaping project. The versatile Crest Paver provides an attractive finish or accent unit for many landscape applications.

Size: 2-3/4" High, 6" Wide, 12" Deep

Colors: Haven, Oasis, Serenity, Timeless, Reflection, Vision

#### Standard Unit

\$4.99 / ea

#### Rustic

\$5.99 / ea



### WILLOW CREEK BRICKSTONE 6CM®

Willow Creek's Brickstone™ classic pavers can recall the colonial Americana look of brick-paved streets or complement the most contemporary architecture. With their simple rectangular shape, Brickstone pavers can be arranged in a variety of appealing patterns.

Size: 2-3/8" High, Wide, Deep

Colors: Chestnut Blend, Bronze Blend, Harvest Blend, Lakeshore Blend, Rose Creek Blend, Charcoal Blend

#### Standard Unit

\$3.60 / sf

#### Weathered

\$4.85 / sf



### WILLOW CREEK COBBLESTONE & CIRCLESTONE®

Cobblestone pavers consist of six unique shapes that can be woven artfully into an endless array of patterns. Circlestone and center pack can be used with Cobblestone to incorporate a circular pattern(s) in a paver surface.

Size: 2-3/8" High, Wide, Deep

Colors: Chestnut Blend, Bronze Blend, Harvest Blend, Lakeshore Blend, Rose Creek Blend, Charcoal Blend

#### Standard Unit

\$4.55 / sf

#### Weathered

\$5.75 / sf



### WILLOW CREEK CENTER PACK©

The dynamic radiant geometry of Willow Creek Circlestone™ pavers, derived from a centuries-old design, establishes a natural focal point for your outdoor activities. Circlestone and center pack can be used with Cobblestone to incorporate a circular pattern(s) in a Cobblestone paver surface.

Size: 2-3/8" High, Wide, Deep

Colors: Chestnut Blend, Bronze Blend, Harvest Blend, Lakeshore Blend, Rose Creek Blend, Charcoal Blend

#### Standard Unit

\$57.99 / ea

#### Weathered

\$64.99 / ea



### WILLOW CREEK SLATESTONE 7CM©

At 7-cm thick, these pavers are as durable as they are attractive. The Eurostone family comprises three shapes that work together to make installation a snap. With a simple, repeating pattern you can create patios, driveways and walkways that have a random, natural appearance. Eurostone pavers are ideal for both standard and permeable applications.

Size: 2-3/4" Thick

Face Area: Varies

Colors: Bleu, Crème, Mocha, Shor

#### Slatestone

\$7.15 / sf



### WILLOW CREEK DEKRASTONE 7CM©

A smooth, flat surface and rounded edge give Dekrastone a modern, streamlined look. At 7cm thick, these pavers are as durable as they are attractive. Use Dekrastone to create beautiful patios, walkways, driveways and more.

Size: 2-3/4" Thick

Face Area: .31 sf

Colors: Chestnut Blend, Bronze Blend, Harvest Blend, Lakeshore Blend, Rose Creek Blend, Charcoal Blend

#### Dekrastone

\$7.15 / sf





**WILLOW CREEK EUROSTONE 7CM©**

The Eurostone™ family comprises three shapes that work together to make installation a snap. And at 7-cm thick, these pavers are as durable as they are attractive. With a simple, repeating pattern you can create patios, driveways and walkways that have a random, natural appearance.

Size: 2-3/4" High, Wide, Deep  
 Face Area: Varies  
 Colors: Bleu, Brik, Crème, Mocha, Black

**Standard Unit**  
 \$7.15 / sf



Eurostone Unit



Small: 5 x 6  
 4.72" x 6.30"



Medium: 5 x 9  
 4.72" x 9.45"



Large: 5 x 13  
 4.72" x 12.60"

**WILLOW CREEK BULLNOSE 6CM©**

They provide a safe, rounded edge when used as stair treads, edging or pool coping. Seat walls are more comfortable when capped with Bullnose units, and the units function perfectly as countertop edging on bar-grill islands and outdoor kitchen counters. Use Bullnose units in matching or contrasting colors for attractive end caps on retaining and freestanding walls and columns.

Size: 2-3/8" High, 6" Wide, 12" Deep  
 Face Area: .5 SF / Unit  
 Colors: Prairie Tan, Natural Gray, Brown, Black, Chestnut Blend, Bronze Blend, Harvest Blend, Lakeshore Blend, Rose Creek Blend, Charcoal Blend

**Standard Unit**  
 \$3.75 / ea  
**Weathered**  
 \$5.99 / ea



Bullnose Unit



Patio Stones

**COUNTY MATERIALS BRICKFACE PATIO STONES©**



Height Face: 2"  
 Width (face): 17-5/8"  
 Depth: 17-5/8"

Color: Gray, Red, Brown

**\$9.99 / ea**

**COUNTY MATERIALS COURTYARD PATIO STONES©**



Height Face: 2"  
 Width (face): 17-5/8"  
 Depth: 17-5/8"

Color: Desert Sand, Iron River, Cedar Blend

**\$9.99 / ea**

- Please ask for our full selection of Patio Stones

Edger Supplies



**VINYL EDGING (20' STRIPS)  
W/STAKE KIT**

**\$18.99 / ea**



**10' STEEL EDGING  
W/STAKES**

**\$45.99 / ea**



**BULLET EDGERS** Bullet edging is a lawn edger with a shape that allows for easy trimming and curved designs.

Size: 4" High, 4" Wide, 12" Deep  
Color: Black, Brown, Gray, Red, Red/Black,  
Tan/Brown, and Sienna Cream

**\$2.99 / ea**

Paver and Wall Misc



**POLYSWEEP®**

**Gray: \$39.99 / bag**

**Tan: \$39.99 / bag**



**GATOR DUST BOND®**

**Gray or Tan**

**\$37.49 / ea**



**SNAP EDGE®**

8' strips (includes 10" Spikes)

**\$15.99 / ea**



**10" SPIKES (150/BOX)®**

**\$79.99 / box**



**GATOR BOND PAVER  
ADHESIVE®**

**\$8.99 / ea**



**VERSA-LOK CONCRETE  
ADHESIVE®**

11oz Tube

**\$7.99 / ea**

**DRAIN TILE & ACCESSORIES**

4" X 100' NON-PERFORATED DRAIN TILE	\$88.99 / roll	4" DRAIN TILE COUPLER	\$4.99 / ea
4" X 100' PERF DRAIN TILE W/ SOCK	\$116.50 / roll	4" DRAIN TILE Y-CONNECTOR	\$15.39 / ea
9" CATCH BASIN KIT	\$56.99 / ea	4" DRAIN TILE T-CONNECTOR	\$11.99 / ea
12" CATCH BASIN KIT	\$65.99 / ea	4" DRAIN TILE 90 DEG. ELBOW	\$13.99 / ea
POP-UP EMITTER	\$45.63 / ea	DRAIN TILE DOWNSPOUT CONNECTOR	\$6.49 / ea



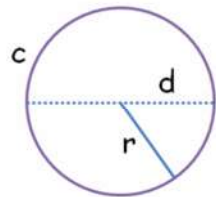
FABRIC/POLY/EROSION CONTROL			
3' X 100' LANDSCAPE FABRIC	\$33.99 / roll	3' X 100' 6MIL BLACK POLY	\$23.99 / roll
3' X 300' LANDSCAPE FABRIC	\$94.99 / roll	4' X 100' 6MIL BLACK POLY	\$32.99 / roll
4' X 300' LANDSCAPE FABRIC	\$112.99 / roll	6' X 100' 6MIL BLACK POLY	\$47.99 / roll
6' X 300' LANDSCAPE FABRIC	\$180.99 / roll	8' X 100' 6MIL BLACK POLY	\$62.99 / roll
6' X 250' PREMIUM NEEDLE PUNCHED	\$209.99 / roll	SINGLE NET STRAW BLANKET (8' X 112.5')	\$53.99 / roll
6X360 4OZ CERTIFIED FILTER FABRIC	\$349.99 / roll	DBL NET STRAW BLANKET (8' X 112.5')	\$70.99 / roll
4" SOD/FABRIC STAPLES (1000/CASE)	\$49.99 / case	6" SOD/FABRIC STAPLES (1000/CASE)	\$63.99 / case

### Quantity Pricing

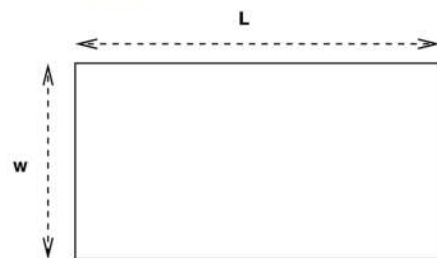
Boulder & Natural Stone sold per Ton  
 Rock/Mulch/Dirt sold per cubic yard.

1 Level scoop = approx. 1 cubic yard  
 1 Yard Rock = approx. 1.4 ton  
 1 ton = 2000 pounds  
 Pounds ÷ 2000 = # of tons

### Useful equations for landscaping



Area of Circle =  $\pi r^2$   
 Diameter of Circle =  $2r$   
 Circumference of circle =  $2\pi r$  or  $\pi d$



Area of a  
 Rectangle  
 $L \times W = SF$

1 Cubic Yard of Rock Cover 108 SF X 3" Depth

$SF \div 81 = CY$  for 4" Depth  
 $SF \div 108 = CY$  Needed for 3" Depth